



The 2nd InterEnerStat Workshop

Paris, 19-20 November 2007

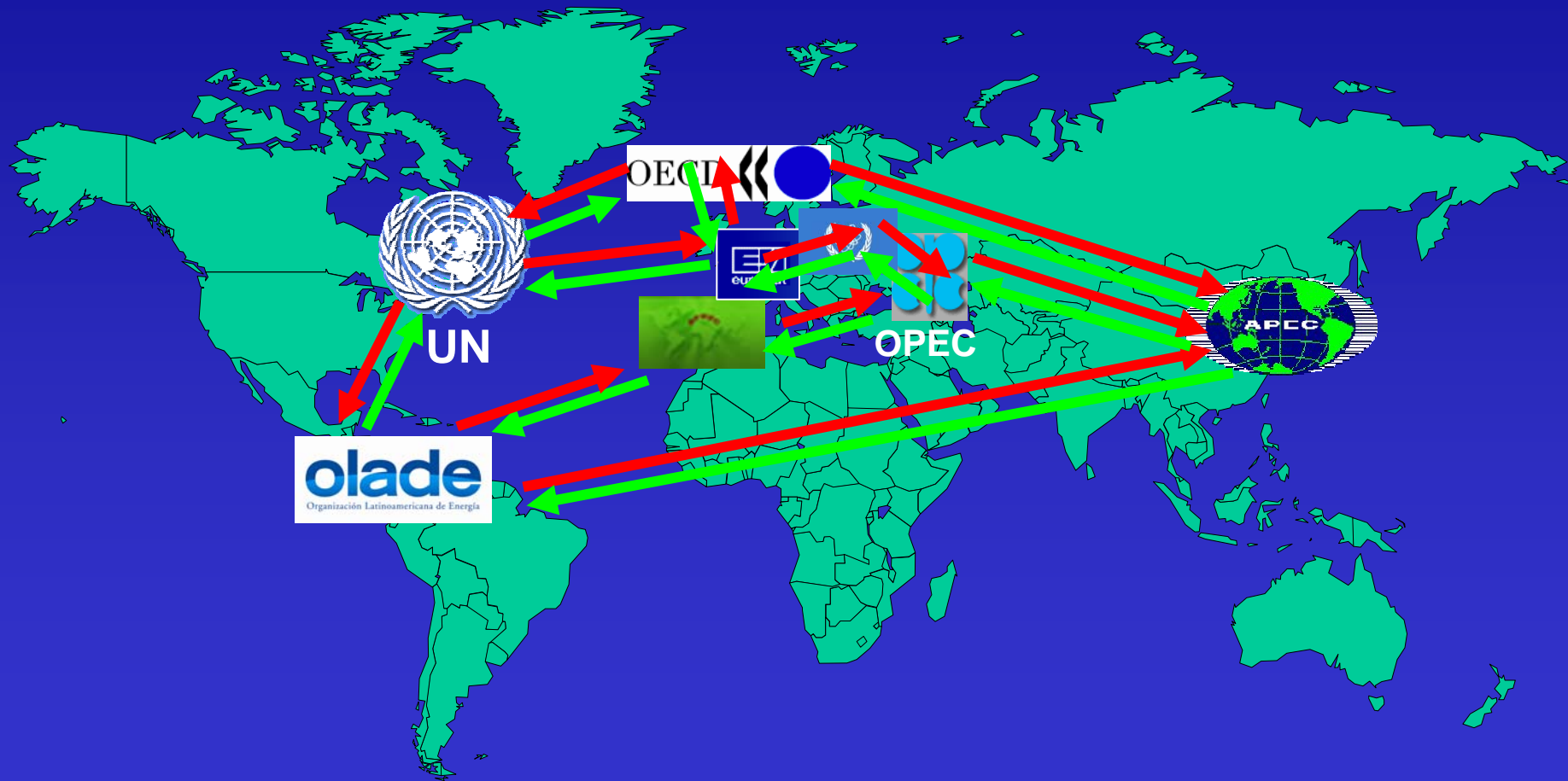
How do we Move/Progress?

Jean-Yves Garnier

Energy Statistics Division
International Energy Agency



The optimum would be for each organisations to collect data from its own member countries and economies, share the processing and then freely exchange the data to all organisations.





What is needed to achieve the goal

- **Priority**

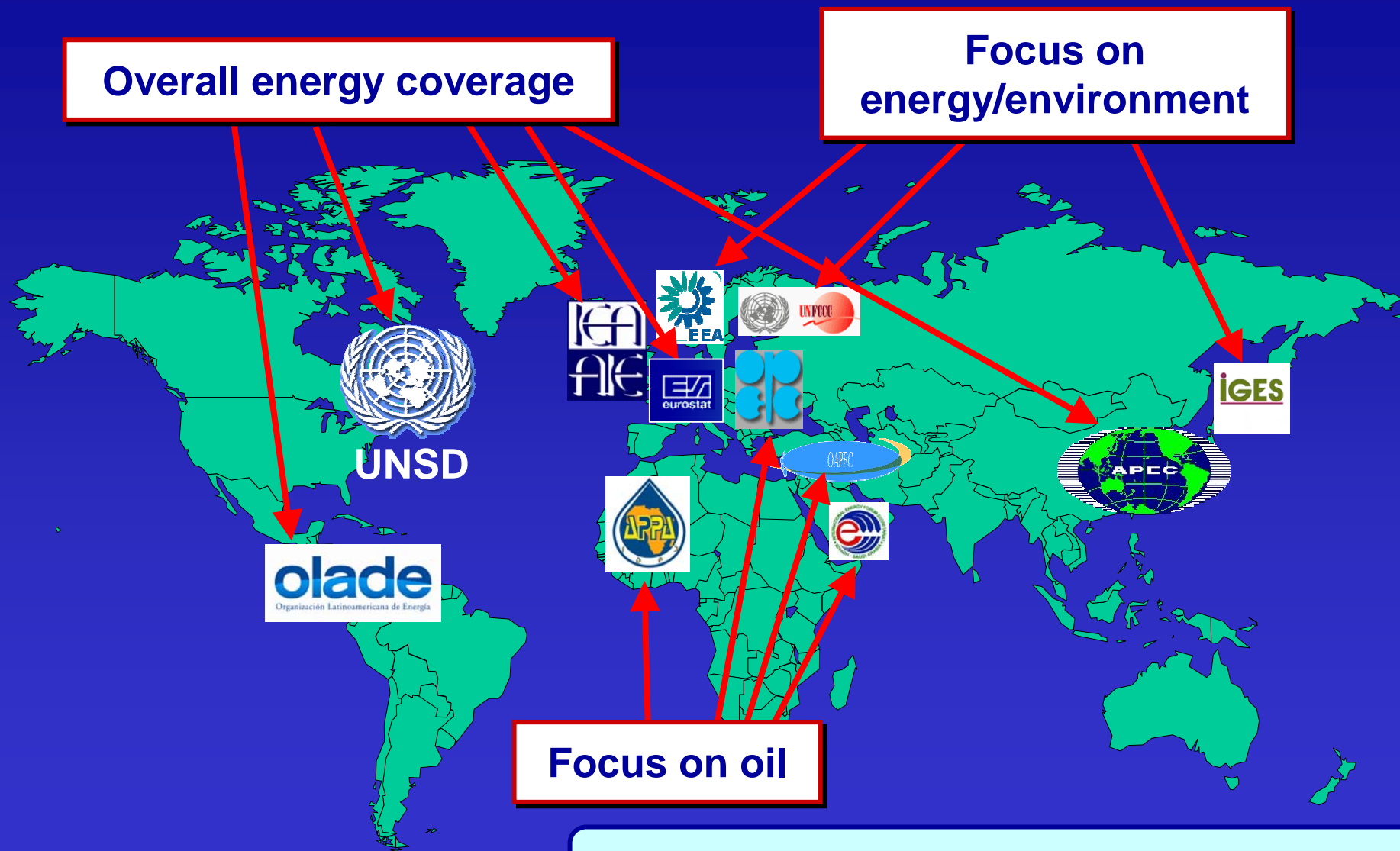
- **Harmonised definitions**
- **Same deadlines**
- **Same processing and quality checks standards**

- **Preferable**

- **Same units**
Although possibility of conversion
- **Same methodologies**
Differences are acceptable, if properly understood and explained (TPES vs. TPER)

Is it feasible? The JODI case

Each Organisation has its own Agenda and Specificities





If it is not possible to harmonise definitions and questionnaires, a need for consistency and bridges between level of desegregation

Level of
desegregation



1	Total Final Consumption			
2		Industry Transport Others		
3			Commercial and Public Services Agriculture/Forestry Fishing Residential	
4				Heating Cooling Lighting Cooking Appliances

An easy way to improve harmonisation/transparency

Energy Balances

in million tonnes of oil equivalent / Milliers de tonnes d'équivalent pétrole										
SUPPLY AND CONSUMPTION	Coal and peat	Petroleum Products	Gas	Nuclear	Hydro	Geotherm. Solar etc.	Combust. Renew. & Waste	Electricity	Heat	Total
APPROVISIONNEMENT ET DEMANDE	Charbon et tourbe	Produits pétroliers	Gaz	Nucléaire	Hydro	Géotherm. solaire	Comb. ren. & déchets	Électricité	Chaleur	Total
Production	37143	-	23841	4512	8600	531	158119	-	-	419036
Imports	101596	11240	5000	-	-	-	-	152	-	143961
Exports	-	-21367	-	-	-	-	-	-6	-	-22359
Intl. Marine Bunkers	-	-29	-	-	-	-	-	-	-	-29
Stock Changes	-	-	-	-	-	-	-	-	-	-3300
TPES	158119	38739	-10157	28841	4512	8600	531	158119	146	537309
Transfers	-2244	2469	-	-	-	-	-	-	-	225
Statistical Differences	-1523	-1365	-	-	-	-	-	-	-	-3809
Electricity Plants	-1094	-8211	-12818	-4512	-8600	-531	-1094	60118	-	-131164
CHP Plants	-	-	-	-	-	-	-	-	-	-
	-34972	132861	13	-	-	-	-	-	-	-16
	-	-	-	-	-	-	-	-	-	-2111
	-	-	-	-	-	-	-	-	-	-13249
	-	-9332	-2089	-	-	-	-	-4128	-	-16081
	-	-	-	-	-	-	-	-15033	-	-15033
	157025	-106265	13947	-	-	-	157025	41103	-	356071
	27289	19068	5100	-	-	-	27289	18063	-	99007
	-	943	13	-	-	-	-	-	-	13864
	-	3661	-	-	-	-	-	-	-	4957
	-	149	-	-	-	-	-	-	-	708
	-	663	-	-	-	-	-	-	-	11052
	-	603	-	-	-	-	-	-	-	603
	-	921	-	-	-	-	-	-	-	921
	-	7704	-	-	-	-	-	-	-	7704
	-	-	-	-	-	-	-	-	-	1411
	-	901	-	-	-	-	-	-	-	1292
	27289	3523	5087	-	-	-	27289	18063	-	56494
	103	35340	660	-	-	-	103	896	-	37000
	-	3509	-	-	-	-	-	-	-	3509
	103	29745	660	-	-	-	103	-	-	30509
	-	1604	-	-	-	-	-	896	-	2501
	-	482	-	-	-	-	-	-	-	482
	-	-	-	-	-	-	-	-	-	-
OTHER SECTORS	129633	27310	759	-	-	-	129633	22143	-	188090
Residential	123634	20931	634	-	-	-	123634	8890	-	156840
Comm. and Publ. Services	5999	-	-	-	-	-	5999	2989	-	11931
Agriculture/Forestry	-	5932	125	-	-	-	-	8229	-	14286
Fishing	-	-	-	-	-	-	-	-	-	-
Non-specified	-	447	-	-	-	-	-	2035	-	5033
NON-ENERGY USE	-	24547	7428	-	-	-	-	-	-	31975
in Industry/Transf./Energy	-	24547	7428	-	-	-	-	-	-	31975
of which: Feedstocks	-	11163	7428	-	-	-	-	-	-	18591
in Transport	-	-	-	-	-	-	-	-	-	-
in Other Sectors	-	-	-	-	-	-	-	-	-	-
Electr. Generated - GWh	1907	31222	62475	17313	99999	6170	1907	-	-	699041
Electricity Plants	1907	31222	62475	17313	99999	6170	1907	-	-	699041
CHP Plants	-	-	-	-	-	-	-	-	-	-
Heat Generated - TJ	-	-	-	-	-	-	-	-	-	-
CHP Plants	-	-	-	-	-	-	-	-	-	-
Heat Plants	-	-	-	-	-	-	-	-	-	-

In fact, the coal column also includes peat.

Since some countries, organisations consider peat as renewables, there is a need to be more specific in the name and definition.

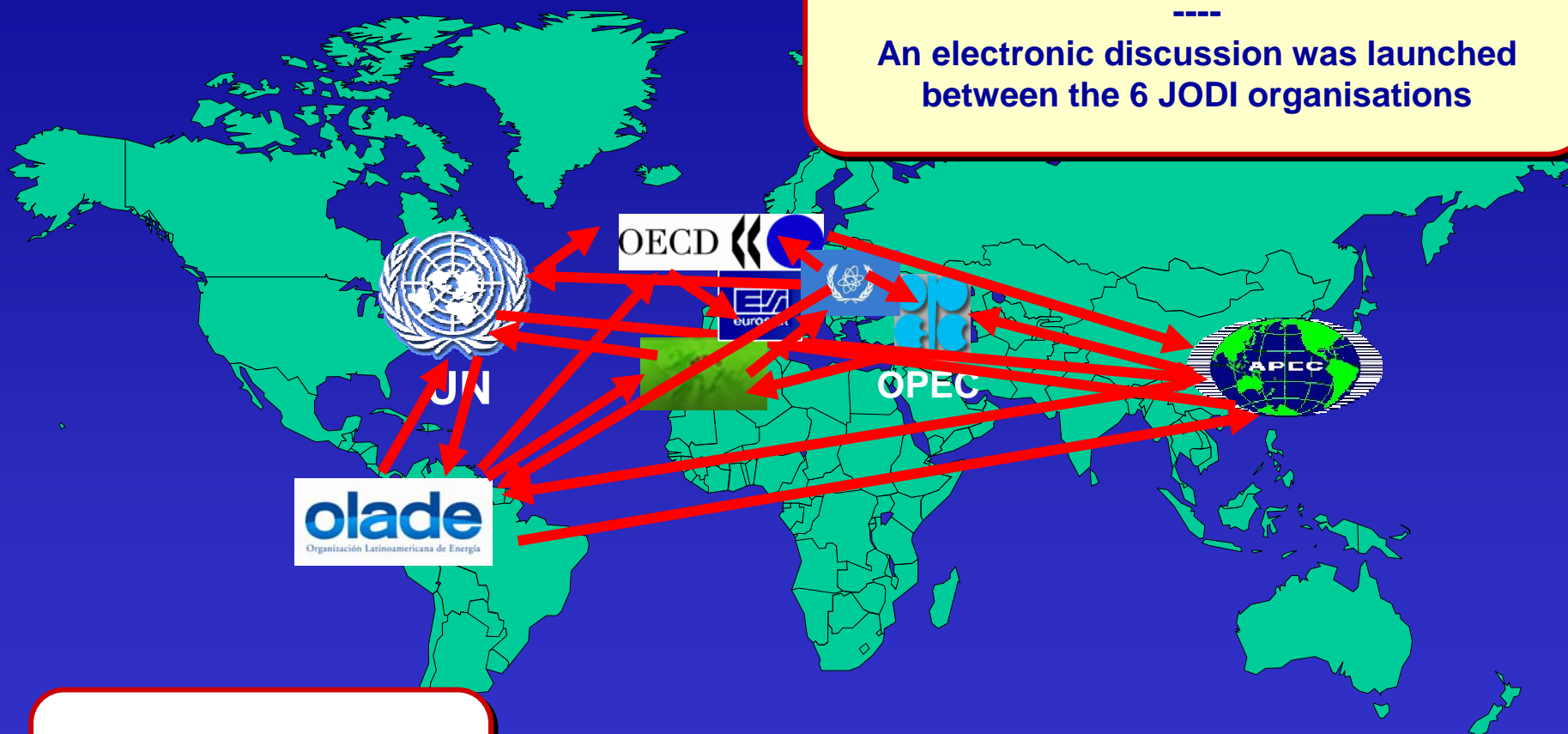
This is what the IEA intends to do in the next editions of its publications.



Harmonising definitions seem easy...

The example of crude oil production

An electronic discussion was launched
between the 6 JODI organisations



Hundreds of e-mails and
no real agreement on a
harmonised definition...

... in fact, it is not!



The 6 organisations behind JODI only arrived at a very partial harmonisation

APEC, Eurostat and IEA: Crude oil is a mineral oil of natural origin comprising a mixture of hydrocarbons and associated impurities, such as sulphur. It exists in the liquid phase under normal surface temperature and pressure and its physical characteristics (density, viscosity, etc.) are highly variable. This category includes field or lease condensate recovered from associated and non-associated gas where it is co-mingled with the commercial crude oil stream.

OLADE: This is a complex mixture of hydrocarbons of different molecular weight, in which there is a generally small fraction of compounds containing sulfur and nitrogen. The composition of the oil is variable and can be divided into three classes, according to the distillation residues, as paraffins, asphalts or a combination of both.

Oil is used as a raw material in refineries for processing and obtaining its derivatives. In specific cases it is also used for final consumption in given industrial activities.

OPEC: Crude oil is technically defined as a mixture of hydrocarbons that exists in the liquid phase in natural underground reservoirs and remains liquid at atmospheric pressure after passing through surface separating facilities.

UNSD: Crude oil/petroleum: mineral oil consisting of a mixture of hydrocarbons of natural origin, yellow to black in color, of variable density and viscosity. Data in this category also includes crude mineral oils extracted from bituminous minerals (shale, bituminous sand, etc.). Data also includes lease (field) condensate which is recovered from gaseous hydrocarbons in lease separation facilities.

Crude Oil: Including lease condensate – excluding NGL

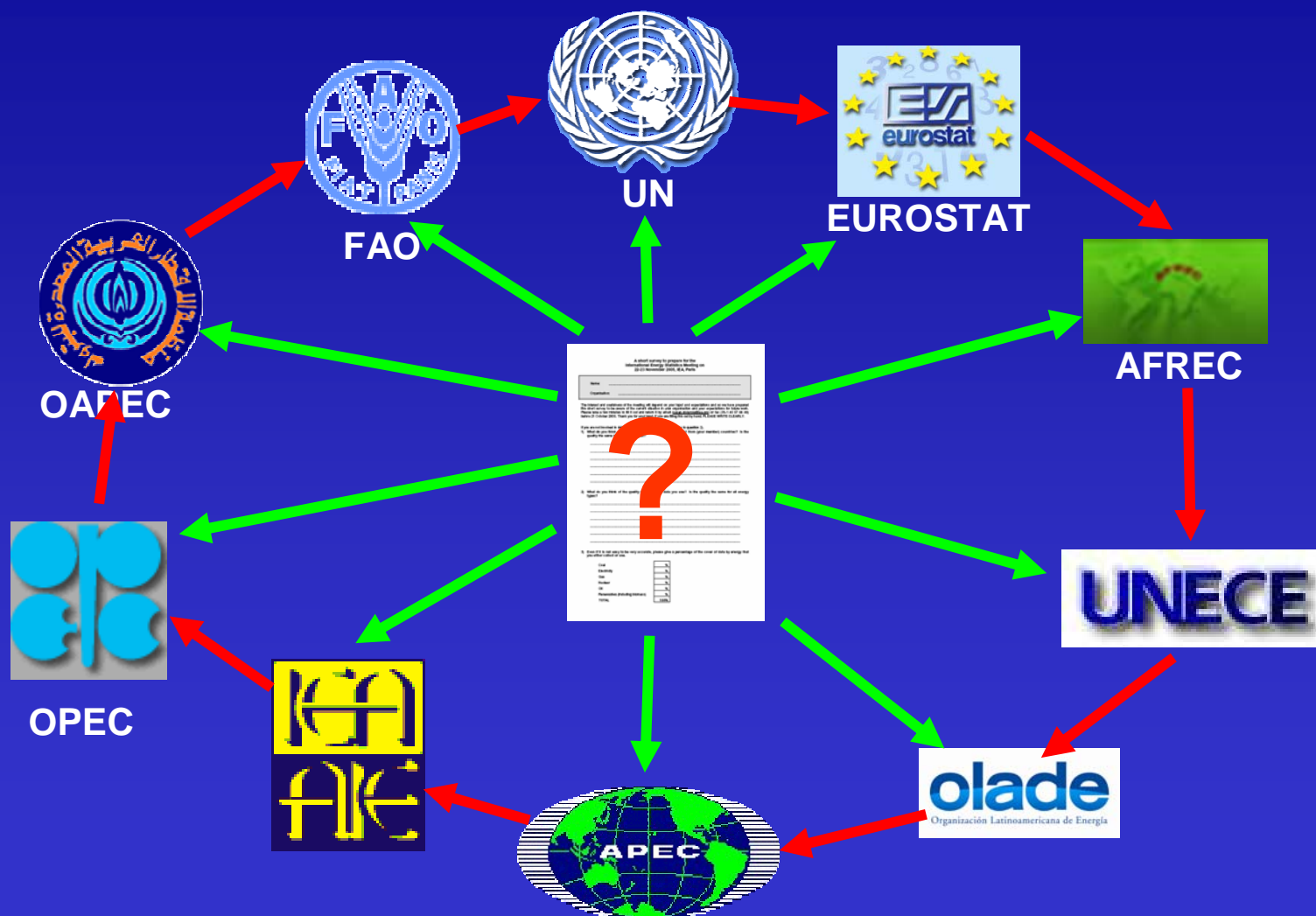
Cooperation therefore passes by an agreement on key points

Term to be agreed	Comments
Definitions	Not so easy – see crude oil production
Units	Easy in principle – conversion factors
Questionnaires	Related to definitions but also to level of detail
Methodology	Depending on convention adopted e.g. TPES vs. TPER
Processing	Who processes what (e.g. Mexico: APEC, OECD, OLADE, UNSD)
Quality checks/standards	Essential for sake of comparability/level of confidence
Dissemination	Should be easy... when all points have been agreed

What is the record with JODI?

Agreement on	Yes	Partial	No
Definitions		✓	
Units	✓	✓	
Questionnaires	✓		
Methodology	✓		
Processing	✓	✓	
Quality checks/standards	✓	✓	
Dissemination	✓		

So, one questionnaire to all, dream or reality ?









The second important issue is to have people behind the questionnaires well trained

- 👉 **In organisations and in countries (and why not in industry too)**
- 👉 **If questionnaires are harmonised (but not necessarily) joint/common training will be a plus:**
 - **Common training material**
 - **Joint training sessions (e.g. JODI)**
 - **And what about internet training (e.g. OLADE)**

Proposal for Training

-  Prepare a list of topics and circulate it to all organisations for comments and additions
-  Revise the list by incorporating comments and circulate the list once again to all organisations asking for volunteers to prepare presentation on several topics
-  Prepare a model presentation which could be used as an example when preparing presentations
-  Timetable?

Other Issues



Frequency of meetings

- Once a year
- Once every two years
- Other



A need for sub-group meetings

- For what purpose?
- Who will be the members?
- How often?
- “A la demande”?



Others

Thank you