



The 2nd InterEnerStats Workshop




Paris, 19-20 November 2007

The InterEnerStat Website

Jean-Yves Garnier

Energy Statistics Division
International Energy Agency

Why a Common Website?

-  One of the first steps we all need to strengthen harmonisation and cooperation is to have a good understanding of what each organisation does
-  So the idea to gather in one place relevant information on the organisations themselves, the definitions they use, manuals, access to public databases, etc.
-  One of the objectives of having a common site is, of course, to use elements of the site to feed further discussion on harmonisation, cooperation

How the Site was Built

- A short presentation of what could be the site was given at the 1st InterEnerStat Workshop
- We incorporated comments received during the Workshop and subsequently
- The current site is not the final in terms of the physical aspect. Work will be done to improve the user-friendliness aspect of the site, but the priority was to get your comments before starting to work on a more final version of it.

The Survey Form

A SHORT SURVEY ON THE INTERENERSTAT WEBSITE
IEA, Paris
19-20 November 2007

(Please write clearly or type)

1. The Home Page
For the time being, there is no text on the homepage of the site except a logo. What would you like to see on the page (text, message,)?

2. Organisations
Is the presentation of each organisation adequate? What else could be included?

3. Definitions of Flows and Products
The access to flows and products could be improved.

4. Units
Do you have any suggestions to improve the page and the access to units?

5. Documents
What other units should be included?

6. Links to Databases
Do you have any suggestions to improve this page on the site?

7. Overall Presentation
Have you any recommendations to improve the overall site, to make it more user friendly, more useful?

8. Recommendations
What other links could be provided?

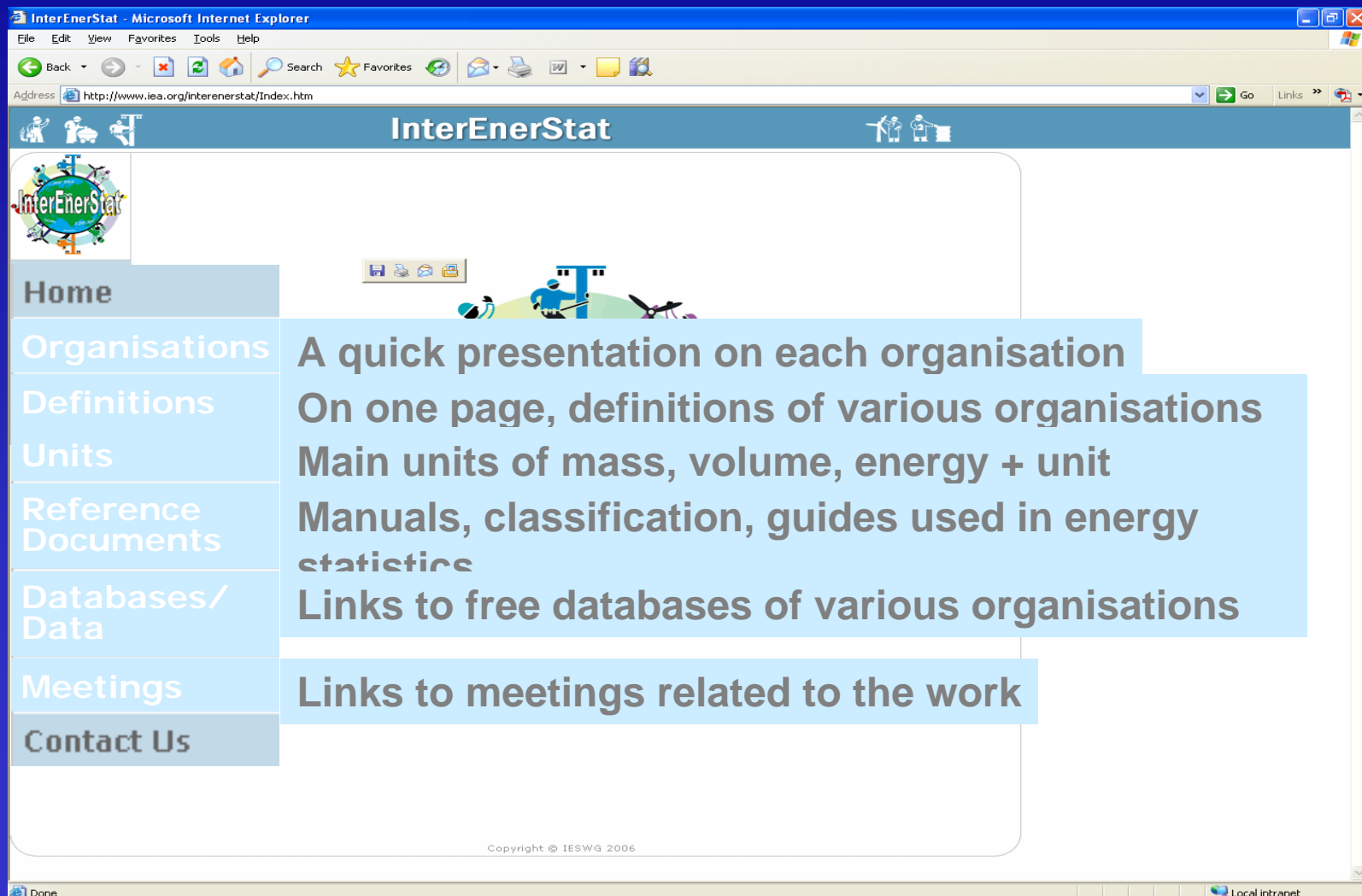
9. Comments
What else could be included in terms of flows and products?

10. Final Comments
What other documents should be included on the page. What other documents should be included on the page.

7 questions on the website

Please send this survey form by 31st October 2007
to the Energy Statistics Division of the IEA.
Fax: 33-1 40 57 66 49 or email susan.stolarow@iea.org - Thank you!

Structure of the Site



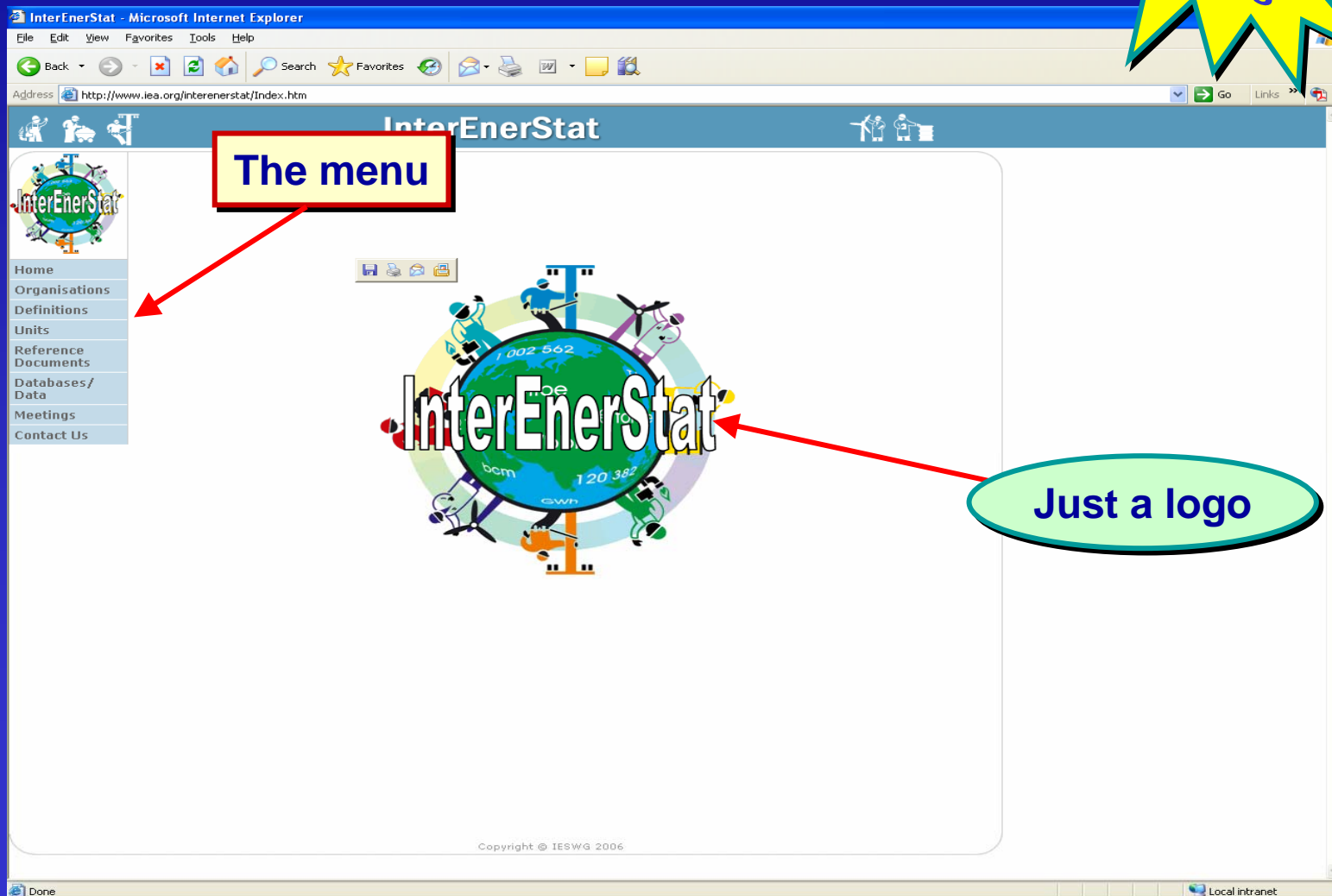
InterEnerStat

- Home**
- Organisations** A quick presentation on each organisation
- Definitions** On one page, definitions of various organisations
- Units** Main units of mass, volume, energy + unit
- Reference Documents** Manuals, classification, guides used in energy statistics
- Databases/Data** Links to free databases of various organisations
- Meetings** Links to meetings related to the work
- Contact Us**

Copyright © IESWG 2006

The Home Page

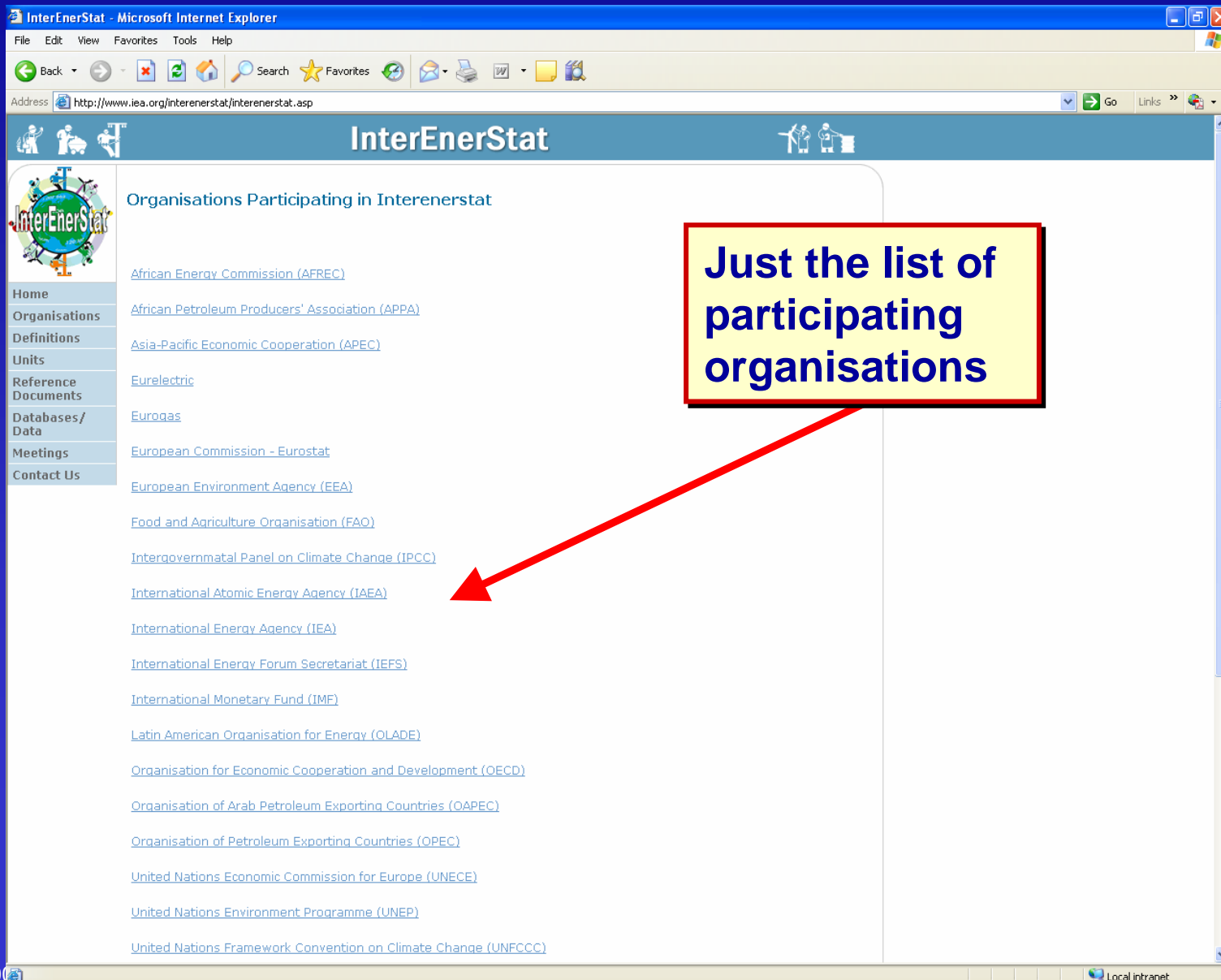
Current
status



The Home Page Comments

- 1) A consensus for having general information on InterEnerStat
 - Explanation of InterEnerStat. What is it? (APEC)
 - Short explanation on the project
 - A brief description of InterEnerStat and what it is trying to achieve (IAEA)
 - Introductory remarks about this initiative: purpose of the initiative (IEFS)
 - About us (IMF)
 - Background and objectives of the InterEnerStat (IPCC)
 - General Information (about us) (OAPEC)
 - A short background information about the Initiative (OPEC)
 - Why another website (Oslo City Group)
 - Necessary information under-pinning the InterEnerStat (UNFCCC)
 - A brief text describing the objectives (UNSD)
- 2) Other useful comments
 - The logo does not convey that this site is a serious site. It might have more to do with the colours used for the logo than the design itself
 - News bar (moving and dynamic)
 - “What is new” summary section
 - Search icon
 - Site index

Organisations



InterEnerStat - Microsoft Internet Explorer

File Edit View Favorites Tools Help

Address <http://www.iea.org/interenerstat/interenerstat.asp>

InterEnerStat

Organisations Participating in Interenerstat

- [African Energy Commission \(AFREC\)](#)
- [African Petroleum Producers' Association \(APPA\)](#)
- [Asia-Pacific Economic Cooperation \(APEC\)](#)
- [Eurelectric](#)
- [Eurogas](#)
- [European Commission - Eurostat](#)
- [European Environment Agency \(EEA\)](#)
- [Food and Agriculture Organisation \(FAO\)](#)
- [Intergovernmental Panel on Climate Change \(IPCC\)](#)
- [International Atomic Energy Agency \(IAEA\)](#)
- [International Energy Agency \(IEA\)](#)
- [International Energy Forum Secretariat \(IEFS\)](#)
- [International Monetary Fund \(IMF\)](#)
- [Latin American Organisation for Energy \(OLADE\)](#)
- [Organisation for Economic Cooperation and Development \(OECD\)](#)
- [Organisation of Arab Petroleum Exporting Countries \(OAPEC\)](#)
- [Organisation of Petroleum Exporting Countries \(OPEC\)](#)
- [United Nations Economic Commission for Europe \(UNECE\)](#)
- [United Nations Environment Programme \(UNEP\)](#)
- [United Nations Framework Convention on Climate Change \(UNFCCC\)](#)

Just the list of participating organisations

© OECD/IEA, 2006

Local intranet

Organisations

InterEnerStat - Microsoft Internet Explorer

File Edit View Favorites Tools Help

Back Forward Stop Reload Home Search Favorites


Address <http://www.iea.org/interenerstat/orgdetail.asp?ID=58>

InterEnerStat

InterEnerStat

Home
Organisations
Definitions
Units
Reference Documents
Databases/Data
Meetings
Contact Us

International Energy Agency (IEA)



The IEA acts as energy policy advisor for its 26 member countries in their effort to ensure reliable, affordable and clean energy for their citizens.

Founded during the oil crisis of 1974, its initial role was to coordinate measures in times of oil supply emergencies. But during the last decades, the energy markets have changed, and so has the IEA. It now focuses well beyond oil crisis management on broader energy issues, including climate change policies, market reform, energy technology collaboration and outreach to the rest of the world.

With a staff of around 150, mainly energy experts and statisticians from its 26 members, the IEA conducts a broad programme of energy research, data compilation, publications and public dissemination of the latest energy policy analyses and recommendations on good practices.

The IEA collects, processes and publishes data and information on energy production, trade, stocks, transformation, consumption, prices and taxes as well as on greenhouse gas emissions for the 30 OECD Member countries and over 100 non-OECD countries world-wide.

Key energy statistics activities:

Flow(s): Supply, Transformation, Consumption, Energy prices and Taxes

Product(s): Coal, Electricity, Natural Gas, Oil, Renewables

Contact details:

Energy Statistics Division
International Energy Agency
9, rue de la Fédération
75015 Paris
France

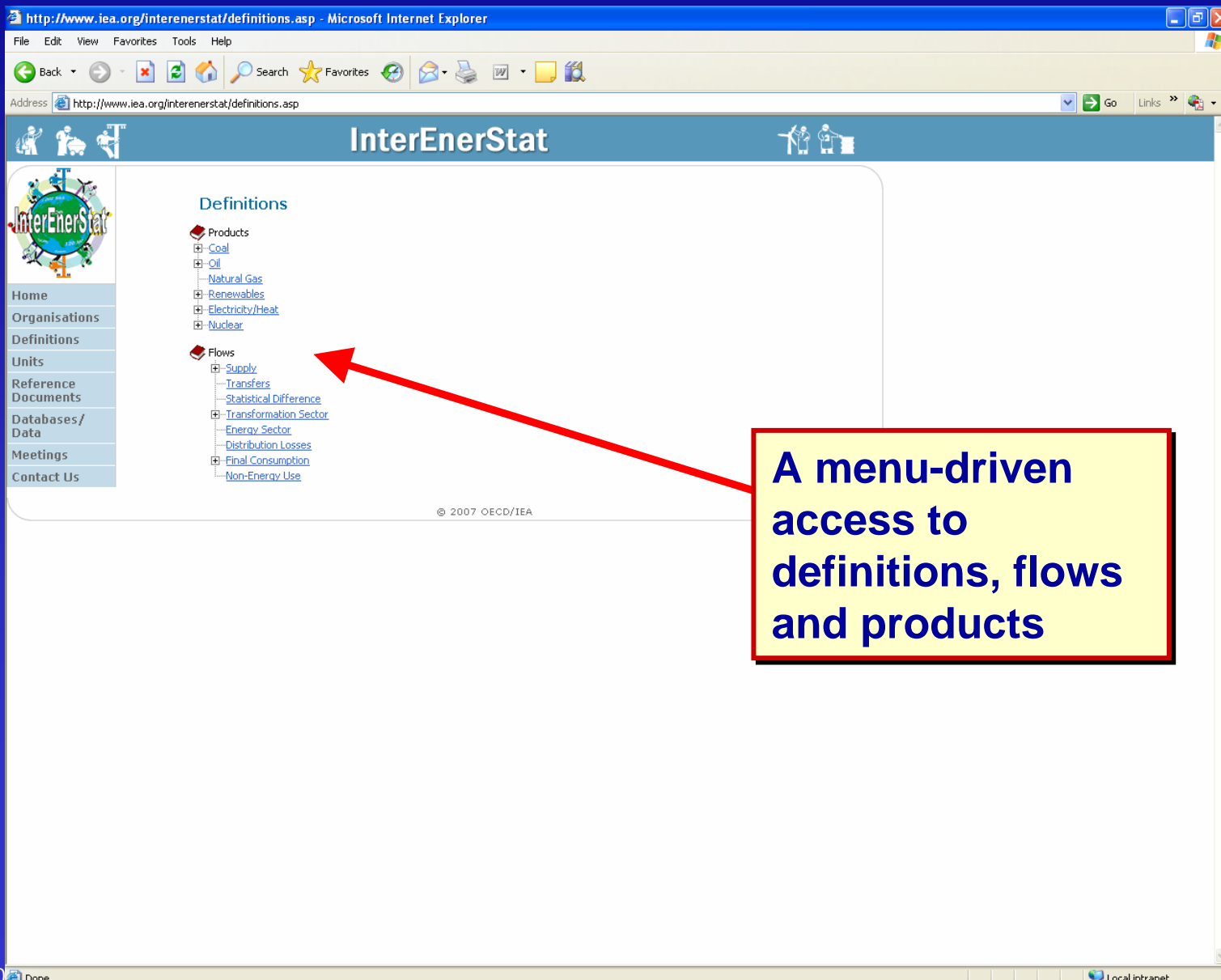
A short description
of each organisation
– what it does, what
it does on energy
statistics, contacts



Organisations Page Comments

- 1) Overall, it seems that there is an agreement on the current structure
 - The presentation looks ok (IMF)
 - The information aimed to be included looks adequate (APEC)
 - We believe it is adequate (IEFS)
 - Yes, the overall structure is adequate (OPEC)
 - Yes (Eurelectric)
 - The description of some organisations seems to be sufficient to understand the interest in the InterEnerStat process (EEA)
- 2) More specific comments
 - Access to organisations homepage by clicking the logo
 - Link to each organisation's website could be located at the top of the page instead of at the bottom of the page
 - The wording "key energy statistics activities" does not refer to activities rather data collected by the institution
 - Each presentation should include: the Establishment, objectives, members, publications (key energy statistics activities), contact details, website
 - Could be useful to add the list of Member Countries for each organisation
 - Allowing each organisation to update its information
 - A suggestion is that instead of a new page being opened after clicking on the names of the organization, it would be better if the information would appear in another frame in the same window
- 3) Missing information for some organisations
 - However for other organisations more information would be useful
 - There is however room for improvement for some organisations as their introductory text and key statistics are not available

Definitions



The screenshot shows the Microsoft Internet Explorer browser window displaying the URL <http://www.iea.org/interenerstat/definitions.asp>. The page features the InterEnerStat logo and a navigation menu on the left with links to Home, Organisations, Definitions, Units, Reference Documents, Databases/Data, Meetings, and Contact Us. The main content area is titled "Definitions" and lists two main categories: Products and Flows. The Products category includes links to Coal, Oil, Natural Gas, Renewables, Electricity/Heat, and Nuclear. The Flows category includes links to Supply, Transfers, Statistical Difference, Transformation Sector, Energy Sector, Distribution Losses, Final Consumption, and Non-Energy Use. A red arrow points from a text box to the Flows category link.

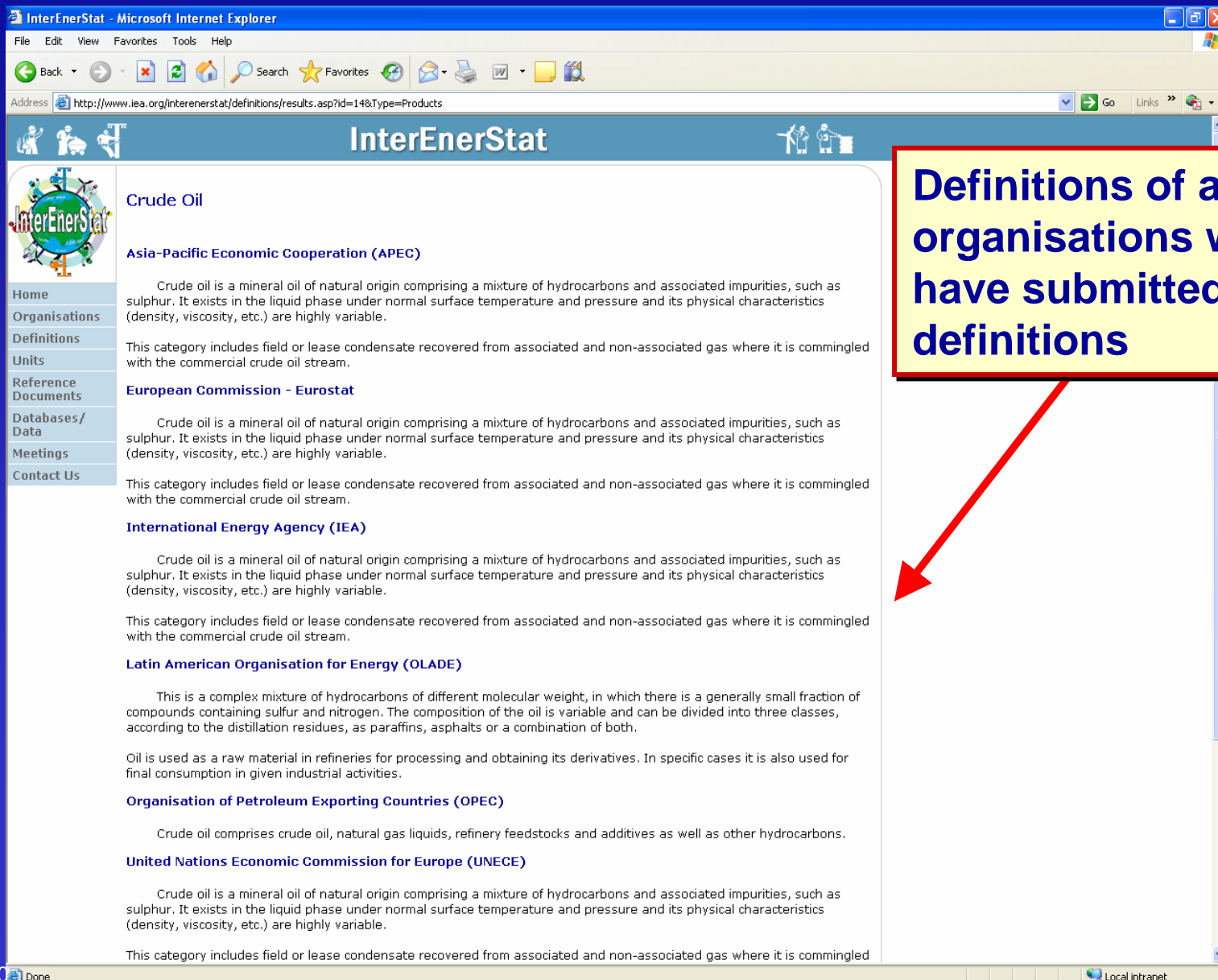
Definitions

- Products
 - Coal
 - Oil
 - Natural Gas
 - Renewables
 - Electricity/Heat
 - Nuclear
- Flows
 - Supply
 - Transfers
 - Statistical Difference
 - Transformation Sector
 - Energy Sector
 - Distribution Losses
 - Final Consumption
 - Non-Energy Use

© 2007 OECD/IEA

A menu-driven access to definitions, flows and products

Definitions



Crude Oil

Asia-Pacific Economic Cooperation (APEC)

Crude oil is a mineral oil of natural origin comprising a mixture of hydrocarbons and associated impurities, such as sulphur. It exists in the liquid phase under normal surface temperature and pressure and its physical characteristics (density, viscosity, etc.) are highly variable.

This category includes field or lease condensate recovered from associated and non-associated gas where it is commingled with the commercial crude oil stream.

European Commission - Eurostat

Crude oil is a mineral oil of natural origin comprising a mixture of hydrocarbons and associated impurities, such as sulphur. It exists in the liquid phase under normal surface temperature and pressure and its physical characteristics (density, viscosity, etc.) are highly variable.

This category includes field or lease condensate recovered from associated and non-associated gas where it is commingled with the commercial crude oil stream.

International Energy Agency (IEA)

Crude oil is a mineral oil of natural origin comprising a mixture of hydrocarbons and associated impurities, such as sulphur. It exists in the liquid phase under normal surface temperature and pressure and its physical characteristics (density, viscosity, etc.) are highly variable.

This category includes field or lease condensate recovered from associated and non-associated gas where it is commingled with the commercial crude oil stream.

Latin American Organisation for Energy (OLADE)

This is a complex mixture of hydrocarbons of different molecular weight, in which there is a generally small fraction of compounds containing sulfur and nitrogen. The composition of the oil is variable and can be divided into three classes, according to the distillation residues, as paraffins, asphalts or a combination of both.

Oil is used as a raw material in refineries for processing and obtaining its derivatives. In specific cases it is also used for final consumption in given industrial activities.

Organisation of Petroleum Exporting Countries (OPEC)


Crude oil comprises crude oil, natural gas liquids, refinery feedstocks and additives as well as other hydrocarbons.

United Nations Economic Commission for Europe (UNECE)

Crude oil is a mineral oil of natural origin comprising a mixture of hydrocarbons and associated impurities, such as sulphur. It exists in the liquid phase under normal surface temperature and pressure and its physical characteristics (density, viscosity, etc.) are highly variable.

This category includes field or lease condensate recovered from associated and non-associated gas where it is commingled

Definitions of all the organisations which have submitted their definitions



Definitions Page Comments

1) General agreement on the presentations

- We like very much the simplicity and clarity of the section (IEFS)
- As far the access to definitions is concerned we like the current listing definitions from each organisation (OPEC)
- I think it's ok - not very appealing but functional (Eurelectric)
- The lists are quite comprehensive (UNSD)

2) However, several suggestions to improve the page

- There should be a link to the source (glossary, manual, questionnaires) where the definition was taken
- Making the definitions short and classifying them by organisation (finding a way for harmonisation the definitions)
- Could be useful to keep the different sub-menus visible when accessing the page of definition of flow/product
- Use graphical representation of flows and products with ability to select organisation definitions you want to compare
- Maybe the tree should be visible when looking at definitions
- Definitions should appear in another frame in the same page
- The access could be accelerated by using direct links
- Useful to add some introduction on the first page about definitions

What else could be included in terms of flows and products?

1) Missing organisations

- It is far from complete, so quite a lot more - including corresponding definitions from WEC if we are allowed to do so
- There are no details about the OPEC definitions

2) Missing products

- Bio fuels
- Oil products in details

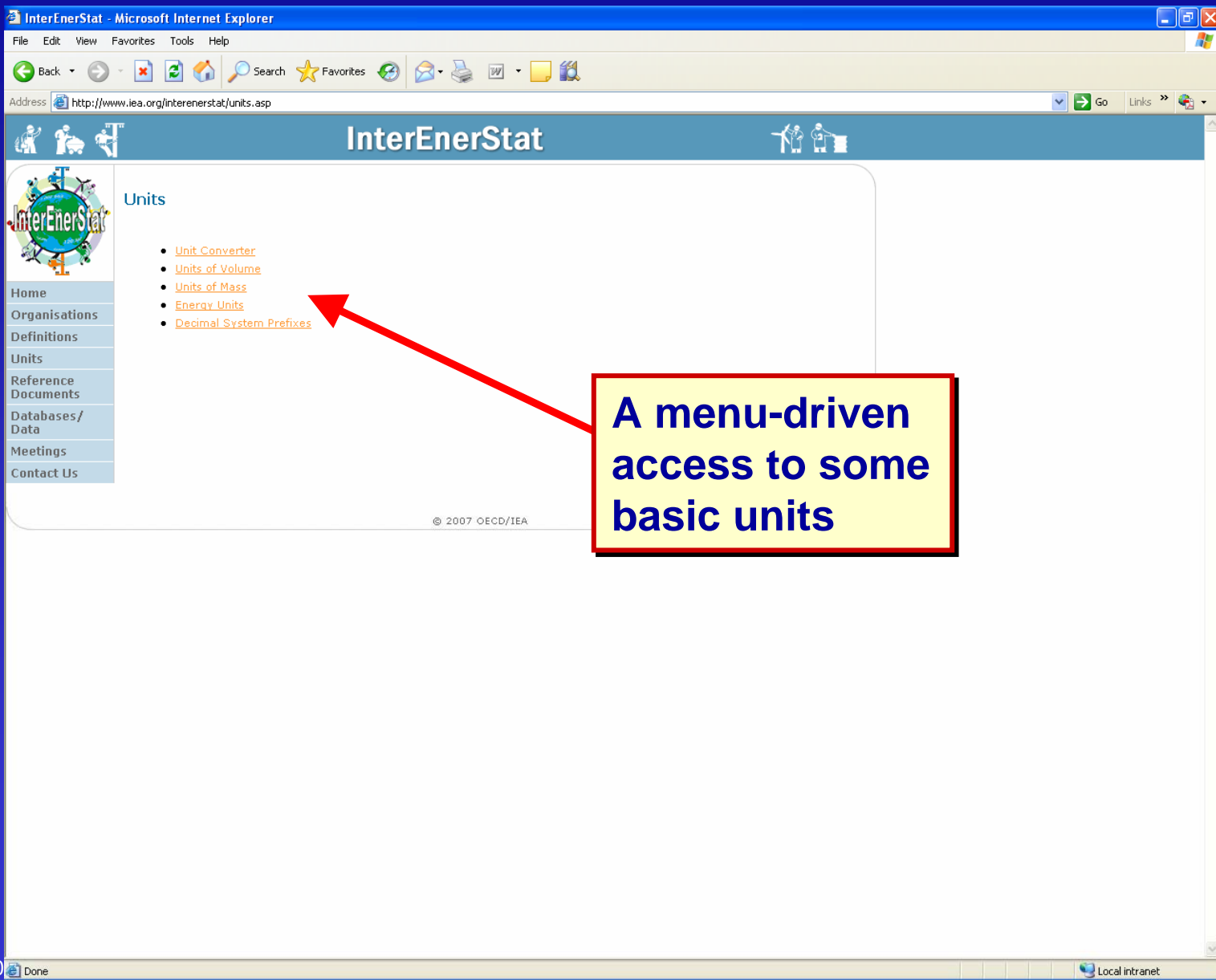
3) Missing flows

- Although very sensitive it could be interesting to include definitions on reserves
- CO2 emissions

4) Other comments

- The definitions are too short, and need some more detail. Definitions on the elements of the flows could be included too – like production, imports, exports, stocks, etc.

Units



InterEnerStat - Microsoft Internet Explorer

File Edit View Favorites Tools Help

Address <http://www.iea.org/interenerstat/units.asp>

InterEnerStat

Units

- [Unit Converter](#)
- [Units of Volume](#)
- [Units of Mass](#)
- [Energy Units](#)
- [Decimal System Prefixes](#)

Home
Organisations
Definitions
Units
Reference Documents
Databases/Data
Meetings
Contact Us

© 2007 OECD/IEA

A menu-driven access to some basic units

Done Local intranet

Units


InterEnerStat - Microsoft Internet Explorer

File Edit View Favorites Tools Help

Back Forward Stop Reload Home Search Favorites

Address http://www.iea.org/interenerstat/units/ene_unit.htm Go Links

InterEnerStat



- Home
- Organisations
- Definitions
- Units
- Reference Documents
- Databases/ Data
- Meetings
- Contact Us

Energy Units

The SI unit of energy is the joule (J). Many other units for energy are in use for the practical expression of energy quantities partly for historical reasons and partly because the small size of the joule demands the use of unfamiliar (for non-scientists) decimal prefixes. As a result, the international organisations have used units for energy of a size appropriate for expressing national fuel supplies and related to the commodities in use. Historically the ton of coal equivalent was used but, with the ascendance of oil, this has been largely replaced by the tonne of oil equivalent (toe) defined as 41.868 gigajoules. Many national balances use this unit but the tarajoule is increasingly used in accordance with the recommendations by the International Standards Organization (ISO).

There are several definitions of the calorie in use. The conversion equivalent between the calorie and the joule given here is the International Steam Table (IT) value which is defined to be 4.1868 joules. Similarly, the internationally agreed value for the British thermal unit (Btu) is now 1 055.06 joules. The Btu is the basis for the quad (10^{15} Btu) and the therm (10^5 Btu).

Conversion Equivalents between Units of Energy

To:	TJ	Gcal	Mtoe	MBtu	GWh
From:	multiply by:				
Terajoule (TJ)	1	238.8	2.388×10^{-5}	947.8	0.2778
Gigacalorie	4.1868×10^{-3}	1	10^{-7}	3.968	1.163×10^{-3}
Mtoe*	4.1868×10^4	10^7	1	3.968×10^7	11630
Million Btu	1.0551×10^{-3}	0.252	2.52×10^{-8}	1	2.931×10^{-4}
Gigawatt-hour	3.6	860	8.6×10^{-5}	3412	1

*Million tonnes of oil equivalent.

© 2007 OECD/IEA

View of the page on energy units

Units Page Comments

1) More positive comments than negative comments

- **Positive:** The access to units and especially the automatic unit converter are sufficient (OPEC)
It looks good the way it is (IEFS)
Looks good (Eurelectric)
- **Negative:** It is incomplete and difficult to use (IAEA)

2) Comments to improve the page

- Maybe it would be good to see some descriptions/introduction to the topic
- IAEA will bring some materials that might help to improve it

3) Additional units on

- LHV and HHV including illustrate ranges
- Calorific values of fuels
- Typical densities
- Densities of crude oil and petroleum products
- Conversion factors of different oil products
- Specific gravity and density, i.e. API gravity
- Viscosity, i.e. poise, redwood seconds and saybolt universal seconds

Reference Documents


InterEnerStat - Microsoft Internet Explorer

File Edit View Favorites Tools Help

Back Forward Stop Home Search Favorites Go Links

Address <http://www.iea.org/interenerstat/reference.asp>

InterEnerStat



- Home
- Organisations
- Definitions
- Units
- Reference Documents
- Databases/Data
- Meetings
- Contact Us

General Energy Statistics Manuals

- [Energy Statistics Manual](#) (IEA and Eurostat, 2005)
- [Energy Statistics: Definitions, Units of Measure and Conversion Factors](#) (UNSD, 1987)
- [Concepts and Methods in Energy Statistics, with Special Reference to Energy Accounts and Balances -- A Technical Report](#) (UNSD, 1982)
- [Energy Statistics: A Manual for Developing Countries](#) (UNSD, 1991)

Guides for Surveys

Survey Design

- [A Guide to Good Survey Design](#) (Statistics New Zealand, 1995)

Survey by Sector

- [Household Energy Use](#) (Statistics Canada, 2006)
- [Manufacturing Energy Consumption Survey](#) (EIA, United States, 2002)
- [Residential Energy Consumption Survey](#) (EIA, United States, 2001)

Survey by Energy

- [A Guide for Wood Fuel Surveys](#) (FAO, 2000 - 2002)

Classifications

Economic Activities

- [International Standard Industrial Classification of all Economic Activities - ISIC Rev. 3](#) (UNSD, 1990)
- [International Standard Industrial Classification of all Economic Activities - ISIC Rev. 4](#) (UNSD, 2006)
- [NACE Divisions](#) (Eurostat)

Fuel Energy and Mineral Resources

- [United Nations Framework Classification for Fossil Fuel Energy and Mineral Resources](#) (UNECE)

Bioenergy

- [UBET - Unified Bioenergy Terminology](#) (FAO)

List of
reference
documents by
category

Reference Documents Page Comments

1) Presentation of the page

- The current structure is efficient, compact and easy to follow
- It looks good
- The most recent documents at the top of the list (reverse chronological order)
- Allows to browse the terms alphabetically
- The 3 themes could be separated more and some description/introduction would be good here too
- I am not very comfortable with the current design and fonts used, but it is a matter of personal taste.

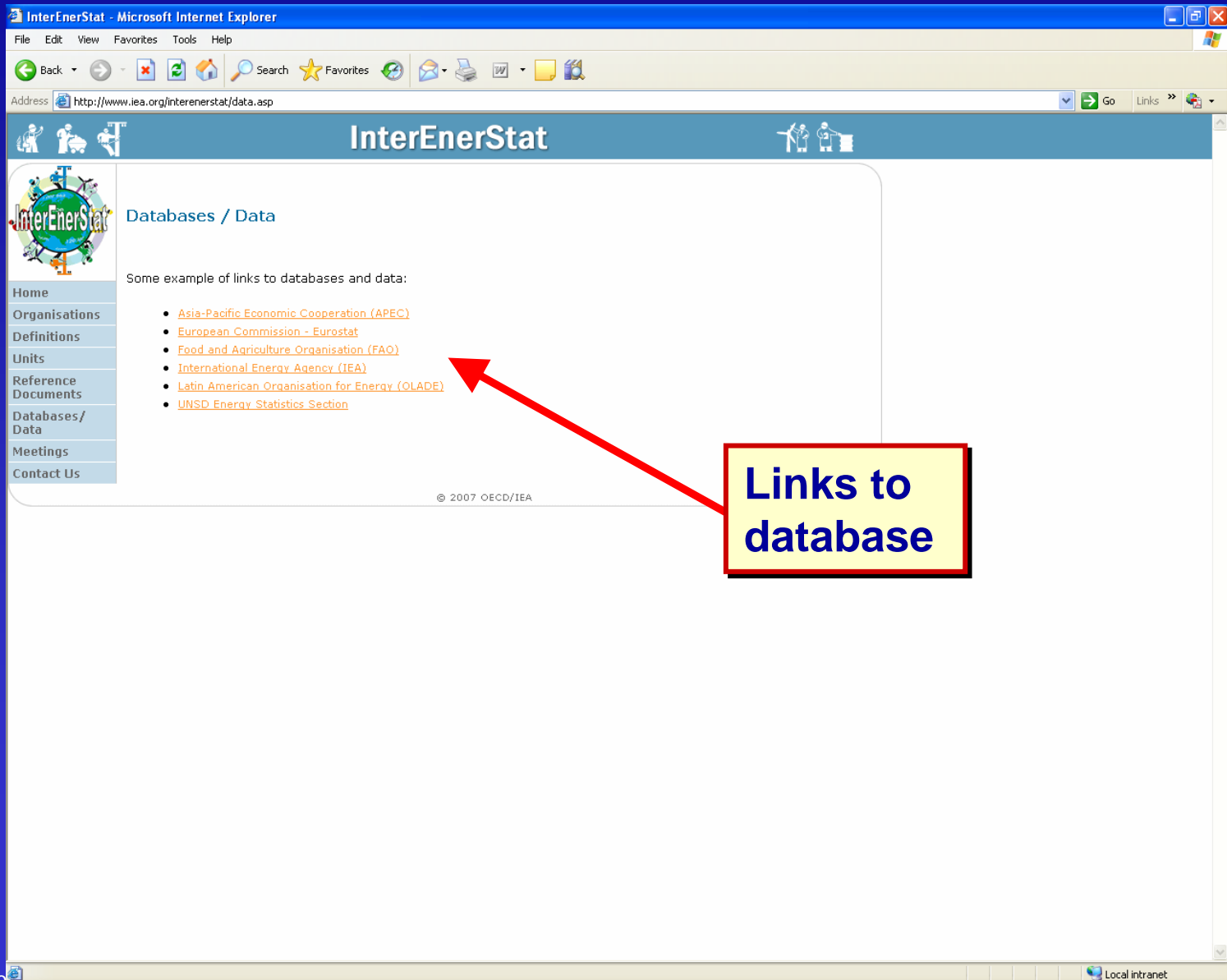
2) What other documents should be included?

- The Joint Oil Data Initiative (JODI) Manual
- Maybe the IPCC guidelines on national inventories (energy sector) would be useful
- Manuals from each organisation should be included
- The classification to the activity classifications (ISIC and NACE)
- It would be good to have a link to the product classifications (CPC, Prodcom)
- Trade classifications (SITC, HS)
- Also studies related to energy statistics should be included
- APEC wants to prepare an APEC Energy Statistics Manual in the future

3) Comments on the country manuals

- The list of country manuals does seem patchy but it is a lot of work to collect this information
- If it is not the aim to have a full list (i.e. including all the countries) we suggest that it should be stated that just selected country manuals are listed

Database/Data



InterEnerStat - Microsoft Internet Explorer

File Edit View Favorites Tools Help

Address <http://www.iea.org/interenerstat/data.asp> Go Links

InterEnerStat

Databases / Data

Some example of links to databases and data:

- [Asia-Pacific Economic Cooperation \(APEC\)](#)
- [European Commission - Eurostat](#)
- [Food and Agriculture Organisation \(FAO\)](#)
- [International Energy Agency \(IEA\)](#)
- [Latin American Organisation for Energy \(OLADE\)](#)
- [UNSD Energy Statistics Section](#)

© 2007 OECD/IEA

Local intranet

Links to database

Database/Data Page Comments

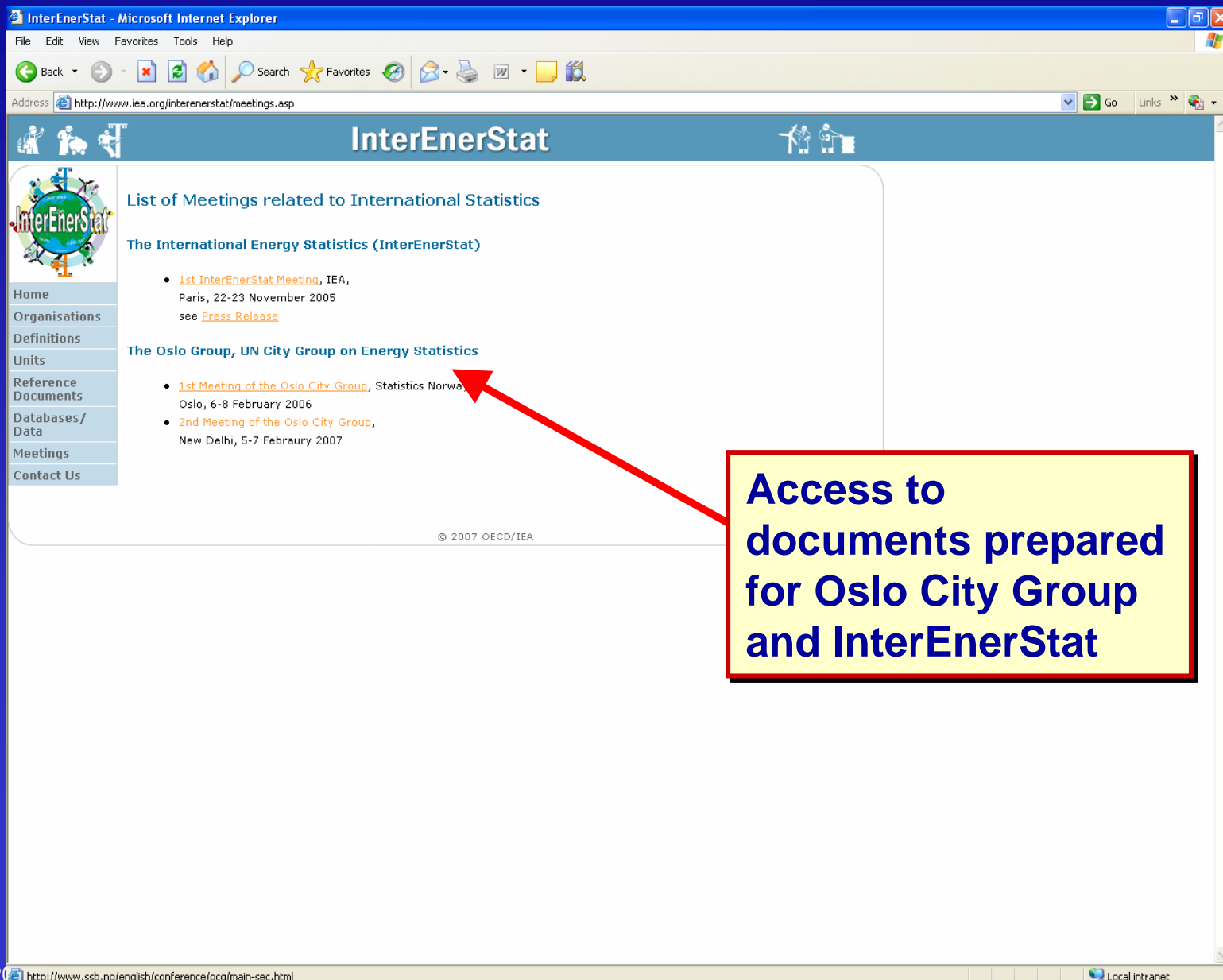
1) Some suggestions for improvement

- To add some useful information about what data is available for each database
- A quick blurb on what each of the listed databases comprises
- By following and checking periodically the changes made to any organisation database

2) Other links which could be provided

- IAEA PRIS (information on nuclear power generation)
- Nuclear Energy Agency (NEA)
- JODI World Database
- OPEC database
- Shortly, the UNFCCC will be releasing the GHG data interface

Meetings



InterEnerStat - Microsoft Internet Explorer

File Edit View Favorites Tools Help

Back Forward Stop Reload Home Search Favorites Print Mail Print Preview

Address <http://www.iea.org/interenerstat/meetings.asp> Go Links

InterEnerStat

List of Meetings related to International Statistics

The International Energy Statistics (InterEnerStat)

- [1st InterEnerStat Meeting](#), IEA, Paris, 22-23 November 2005
see [Press Release](#)

The Oslo Group, UN City Group on Energy Statistics

- [1st Meeting of the Oslo City Group](#), Statistics Norway, Oslo, 6-8 February 2006
- [2nd Meeting of the Oslo City Group](#), New Delhi, 5-7 February 2007

© 2007 OECD/IEA

Home
Organisations
Definitions
Units
Reference Documents
Databases/Data
Meetings
Contact Us

Access to documents prepared for Oslo City Group and InterEnerStat

© OECD/IEA, 2007 <http://www.ssb.no/english/conference/ocg/main-sec.html> Local intranet

Overall Presentation

1) The fonts

- **Extremely small fonts and weak colours make it difficult to use**
- **Font colours (light orange and blue) for the links are not always easy to read - we would suggest darker colours**

2) Style

- **Style(s) is different between different sections**
- **We could improve the site by using latest technology like Java**
- **A title and a small description of contents on each page**
- **More graphics would help**

3) Other comments and suggestions

- **Suggest making “search” function available - it would help users a lot**
- **“What’s new” information would be helpful in particular to the users who visit the site regularly**
- **It would be useful as a global link on energy statistics - we do not recommend to introduce some fancy features, so it would be easy to access even for the telephone dial-ups**
- **It would be good to have a sub-folder for the InterEnerStat/Inter-secretariat Working Group on Energy Statistics so more information could be provided for the user accessing this website as not only the international, regional organisations would visit it**

A few comments to conclude

- **As mentioned earlier, the site is not the final one. We wanted first to show the power and usefulness of such a site.**
- **We also wanted to get the maximum number of comments and suggestions**
- **You overwhelmed us by providing us with all these great comments**
- **What's next? What should be the priority?**

Thank you