

Recent Developments and Improvements at the IEA

2nd InterEnerStat Workshop

Paris, 19-21 November 2007

Michel Francoeur
Energy Statistics Division
International Energy Agency



Some progress since the
1st InterEnerStats meeting?



Overview

- The “Bermuda Triangle” of Statistics
- Harmonization
- Cooperation
- Improving Data Quality

The “Bermuda Triangle” of Statistics

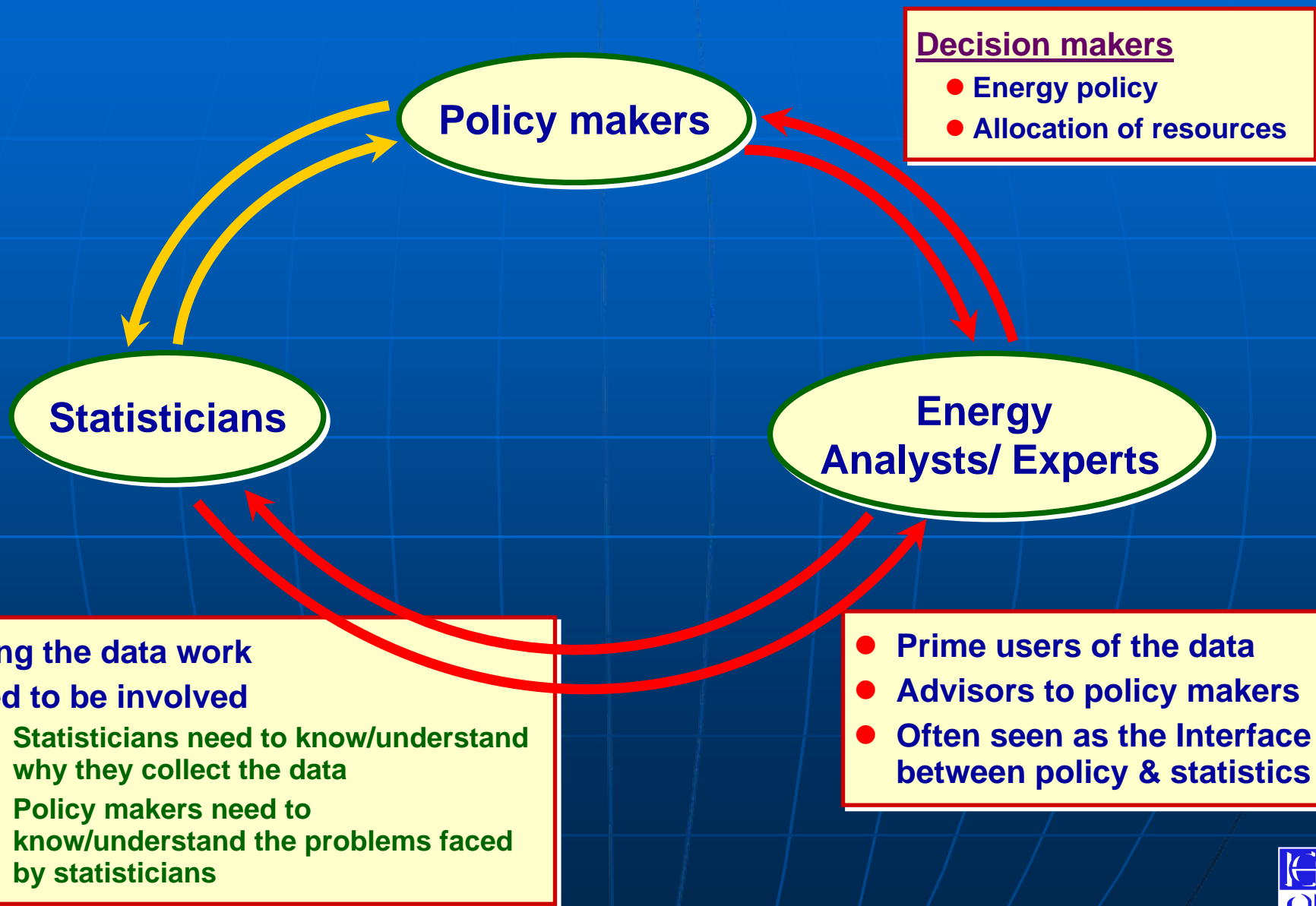
- The lack of quality data can lead the policy making process towards the wrong policy choices
 - ➔ A bit like giving up on maps, compass and other guidance for direction when trying to find its way
- Why should policy makers rely on anecdotal information to make policy decisions?
 - ➔ Anecdotal information can be interesting, but the guidance it provides can be fuzzy,
 - ➔ It often only provide a partial and sometimes “out of context” view of the energy market situation...

The “Bermuda Triangle” of Statistics

Is this the guidance policy makers want?



The “Bermuda Triangle” of Statistics



The “Bermuda Triangle” of Statistics

■ Drawing the attention of policy makers

- Numerous communication to the Governing Board and committees on the importance of statistics to support policies objectives
 - Policy drivers defining IEA's plan of work
- Contribution, with the other 6 JODI partners, to the IEF Ministerial meetings...
- Report Card to member countries on their energy reporting

■ Raising the profile of statistics

- Securing that statistics issues are present in communications and talking points of our Executive Director...
- Confirming the importance of a strong statistics foundation at policy forums such as the G8...

Harmonization

- Harmonisation => Comparability
- Comparability => Understanding of market
- Understanding of market =>
Informs the policy decision process

Harmonization

- APEC and IEA worked closely for the harmonization of the annual questionnaires
 - ➔ APEC now implemented a slightly condensed version of joint Eurostat/IEA/UNECE annual questionnaires
- Translation and dissemination of IEA/Eurostat “Energy Statistics Manuel”
 - ➔ English, French, Spanish, German, Russian, Chinese...
 - ➔ Adds transparency to the data collection system
- Work with the IPCC and UNFCCC for the harmonisation of definitions and data quality checks

Cooperation

- 7 JODI partners working together for an even better JODI
- Partnering with APEC, Eurostat and other organisations on
 - ➔ Training sessions
 - ➔ New data requirements (e.g. Energy indicators)
- Workshop / training with key energy consuming/producing countries/economies (e.g. China, Russia, India, ASEAN...)
- Participation statistics forums: global, regional, local (e.g. Oslo City Group, APEC statistics committee, Canada - Energy Stats workshop...)

Improving Data Quality

■ Report Cards

- Feedback to individual country on the strengths and weaknesses of their data submission
- Not to grade, nor compare countries
- Also a tool for communication between statisticians, analysts and policy makers on priorities, issues, resources requirements...

■ Development and implementation of a web interface

- Easier and secured communication for data submission
- Flexibility: electronic data transfers or manual data entry
- Immediate feedback from “Inconsistency checks” within and across questionnaires (e.g. input to electricity)
- Transparency: tracking changes in data submission
- Monitoring tools...

Report Card



Annual Energy Questionnaires Report Card

**Country XYZ
2006 Data Cycle**

Report Card

Country XYZ

2006 Data Cycle*

1 - Timeliness

1.1 Submission dates

1.2 Average Response time to queries

Oil	Gas	Coal	Renewables	Electricity

2 - Completeness

2.1 Improvement in data coverage

2.2 Share of Non-specified in totals

Oil	Gas	Coal	Renewables	Electricity

3 - Data Quality

3.1 Overall quality of the answers

3.2 Size of the statistical differences

3.3 Breaks in time series

3.4 Internal consistency

3.5 Cross-questionnaire consistency

	Gas	Coal	Renewables	Electricity

3.5 Cross-questionnaire consistency**

Quantifies the number of differences between

Electricity questionnaire versus fuel questionnaires

No judgment on which is right

		Electricity vs. Oil
		Electricity vs. gas
		Electricity vs. Coal
		Electricity vs. Renewables

Legend and notes

Overall assessment

*including a comparison with 2004 data cycle

2006 Data Cycle

2005 Data Cycle

very good	good	fair	poor	not applicable

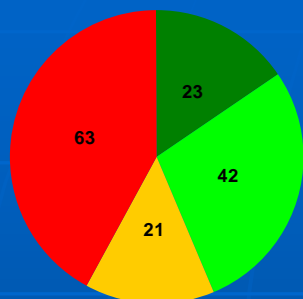
indicates that the performance in the current cycle was very good, versus good in the previous cycle.

Report Card

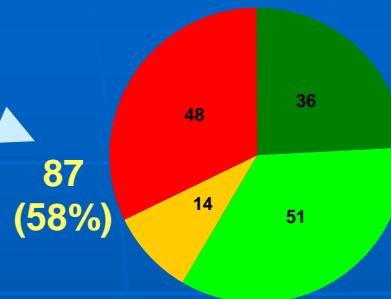
Political and technical actions have led to major progresses

2005 – 2006 cycle (2004 data)

2006 – 2007 cycle (2005 data)

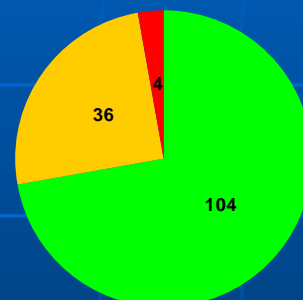


Good & Very good
65 (44%)
1.1 Submission Dates

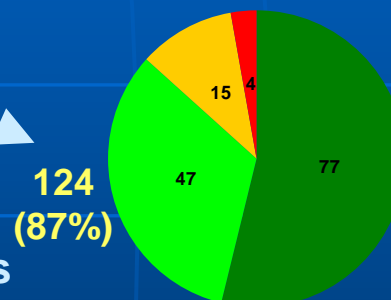


87 (58%)

Progress in meeting deadlines

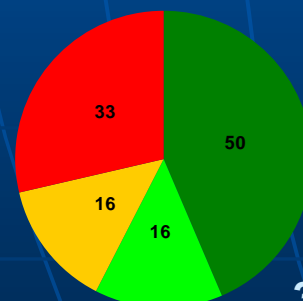


Good & Very good
104 (72%)
3.1 Quality of the Answers

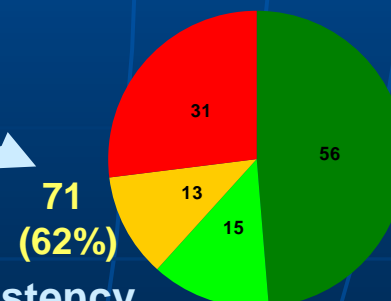


124 (87%)

Great progress in data quality



Good & Very good
66 (57%)
3.5 Cross – Questionnaire Consistency



71 (62%)

Still some work to be done on consistency

Very good Good Fair Poor

number of submissions matching each criterion (total number of submissions = 149)

(##%) percentage of Good and Very good submissions

Web Interface

Joint Annual Questionnaires



International Energy Agency

Version 0.12.0.12

Login:

[What's my password?](#)

Password:

[Continue](#)

Web Interface

Joint Annual Questionnaires



International Energy Agency

Version 0.12.0.12

Home ► Questionnaires ► Check and notify ► Data transfers ► Status report Downloads Parameters ►

Coal ►
Electricity and heat ►
Natural Gas ►
Oil ►
Renewables ►

ANNUAL QUESTIONNAIRES

Time series

Forms

Remarks

- 1 - Supply of crude oil, NGL, Refinery Feedstocks, Additives and Other Hydrocarbons
- 2a - Supply of finished products
- 2b - Deliveries to the petrochemical sector
- 3 - Gross deliveries by sector
- 4 - Imports by origin
- 5 - Exports by destination

Friday, November 16, 2007

[Inconsistencies report](#) To see the inconsistencies

[My push parameters](#) To modify the parameters

Joint Annual Questionnaires



International Energy Agency

Version 0.12.0.12

Home ► Questionnaires ► Check and notify ► Data transfers ► Status report Downloads Parameters ►

My account
Logout

Run the checks
Notify quest. complete

Data import
Data export
Undo import

Accounts management

ANNUAL QUESTIONNAIRES

Friday, November 16, 2007

[Inconsistencies report](#) To see the inconsistencies encountered during the check

[My push parameters](#) To modify the parameters of the push service



Why do we think it is all important...

“To measure is to know.”

Lord Kelvin

The Floor is now yours
Thank You