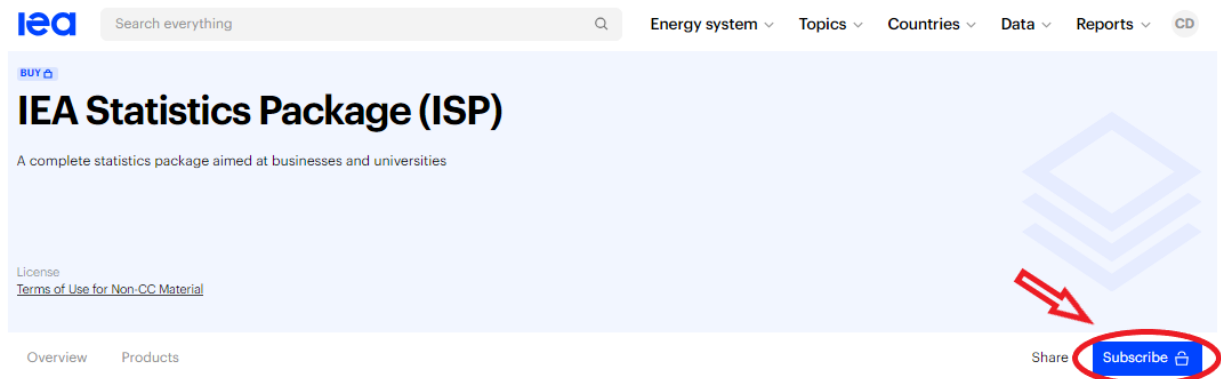


How to order *IEA Statistics Package* *Subscription agents*

Make sure the 'Subscription agent' user profile is associated with your IEA account
([How to request the Agent user profile](#))

Open the [product page on the IEA website](#)

Click on 'Subscribe':



Overview

This package provides access to all of the IEA's main statistics products in one convenient package with one start and expiry date.

We offer two types of licences:

- '1 location' if all end-users are on the same site
- 'Multiple locations' if end-users are on different sites

If you are ordering for a corporate or non-academic client, you should select a standard licence:

Purchase licence ×

Duration

12 months

Users

Unlimited users **€ 16 500**

Locations

1 location	Included
Multiple locations	+ € 6 500
1 university location	Included
Multiple university locations	Included

If you are ordering for an academic institution, you should select a 'University' licence:

Purchase licence ×

Duration

12 months

Users

Unlimited users **€ 4 500**

Locations

1 location	Included
Multiple locations	+ € 6 500
1 university location	Included
Multiple university locations	Included

Click on 'Add to cart'

IEA Statistics Package (ISP)
12 months, Unlimited users, 1 university location **€ 4 500**

Add to cart

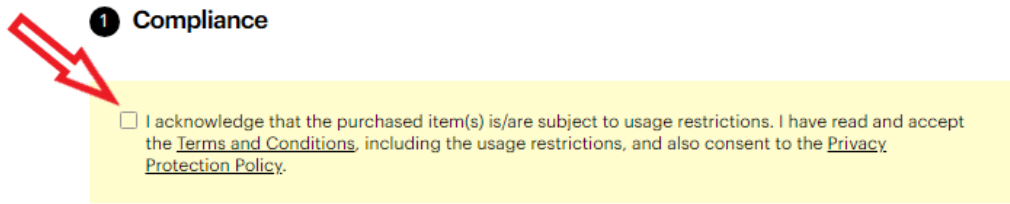
To finalise your order; click on 'Check out'

IEA Statistics Package (ISP)
12 months, Unlimited users, 1 university location **€ 4 500**

✔ Product added to cart

[View cart](#) [Checkout](#)

Check the Compliance box:



1 Compliance

I acknowledge that the purchased item(s) is/are subject to usage restrictions. I have read and accept the [Terms and Conditions](#), including the usage restrictions, and also consent to the [Privacy Protection Policy](#).

Enter your billing details in the 'Billing' section and your client's details in the 'Delivery' section **(this is very important as we need to know who your final client is for compliance purposes.)**

If you have a PO reference for your order, you can enter it in the dedicated field (this can also be done at a later stage.)

We accept payment by credit card (online payment – immediate access) or by bank transfer (bank details provided on the invoice – access is activated as soon as your payment is confirmed.)

Payment by credit card (Visa, Mastercard, American Express)

Select 'Instant access' in the Payment section:

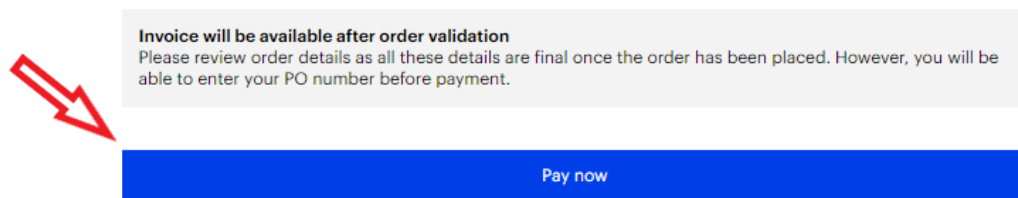


4 Payment

Instant access	Deferred payment
<input checked="" type="radio"/> Pay by credit card	<input checked="" type="radio"/> Pay by credit card
<input type="radio"/> Pay by bank transfer	<input checked="" type="radio"/> Pay by bank transfer
<input type="radio"/> Get invoice	<input checked="" type="radio"/> Get invoice

We don't accept payment by cheque

Click on 'Pay now':



Invoice will be available after order validation
Please review order details as all these details are final once the order has been placed. However, you will be able to enter your PO number before payment.

Pay now

Enter your credit card details.

The order is validated immediately and the licence is activated.

The final invoice is available in the order details ([Orders](#))


The licence details are visible in your account ([Licences](#).)

Payment by bank transfer

Select 'Deferred payment' in the Payment section:


4 Payment

Instant access <ul style="list-style-type: none"><input checked="" type="checkbox"/> Pay by credit card<input type="checkbox"/> Pay by bank transfer<input type="checkbox"/> Get invoice	Deferred payment <ul style="list-style-type: none"><input checked="" type="checkbox"/> Pay by credit card<input checked="" type="checkbox"/> Pay by bank transfer<input checked="" type="checkbox"/> Get invoice
---	---



Click on 'Place order':

Invoice will be available after order validation
Please review order details as all these details are final once the order has been placed. However, you will be able to enter your PO number before payment.



Place order

The invoice (with our bank details) is sent to you by email. It is also available in the order details ([Orders.](#))

IMPORTANT:

- **payment should be made to beneficiary 'OECD' (any other beneficiary will result in the rejection of your payment)**
- **make sure to mention the invoice reference on your payment for easier and faster identification**
- **any bank charges should be debited from your account and not deducted from the invoiced amount: we need to receive the full invoiced amount.**

The order is validated and the licence activated as soon as your payment is confirmed by our Accounts Dept. (this generally takes 2-5 business days.)

Once your order is completed, you will receive a confirmation email with access instructions.

To register end-users on the licence, open the licence details in your IEA account ([Licences](#))

Click on 'View licence':

Products Licences Orders Settings

Licences Users

All	Data	Reports	Expiring soon	Expired
IEA Statistics Package (ISP)				
Type	Users	Locations	Duration	Expiry date
Data	Unlimited	1 location	12 months	27-10-2024
				Assign user View licence

Click on 'Assign user' to register each user individually (you will be prompted for the user's email address)

IEA Statistics Package (ISP)

Unlimited users

An unlimited number of users can be assigned to this licence

1 location

All users must be in the same location

Expires on 27-10-2024

12 months subscription
Started 27-10-2023

Licenses includes in this package

Please note that assigning users to this package will grant them access to all licenses within this package.

World Energy Statistics	Data
World Energy Balances	Data
Coal Information	Data
Electricity Information	Data
Natural Gas Information	Data
Oil Information	Data
Renewables Information	Data
Greenhouse Gas Emissions from Energy	Data
Energy End-uses and Efficiency Indicators	Data
Energy Prices	Data
OECD Energy Prices and Taxes quarterly	Data
Projections: Energy Policies of IEA Countries	Data
IEA Energy and Carbon Tracker	Data
Energy Projections of IEA Countries - with Extended Transitions Indicators	Data

Users

Assign to myself [Assign user 0+](#)

Registered users will receive an automatic email with access instructions.

After creating an IEA account (if they don't already have one), they will be able to access the service from their account ([Products.](#))